

1N5221B - 1N5263B Zener Diodes

Tolerance = 5%



DO-35 Glass case
COLOR BAND DENOTES CATHODE

Absolute Maximum Ratings

Stresses exceeding the absolute maximum ratings may damage the device. The device may not function or be operable above the recommended operating conditions and stressing the parts to these levels is not recommended. In addition, extended exposure to stresses above the recommended operating conditions may affect device reliability. The absolute maximum ratings are stress ratings only. Values are at $T_A = 25^\circ\text{C}$ unless otherwise noted.

| Symbol | Parameter | Value | Units |
|-----------|---|-------------|---------------------------|
| P_D | Power Dissipation | 500 | mW |
| | Derate above 50°C | 4.0 | mW°C |
| T_{STG} | Storage Temperature Range | -65 to +200 | $^\circ\text{C}$ |
| T_J | Operating Junction Temperature Range | -65 to +200 | $^\circ\text{C}$ |
| | Lead Temperature (1/16 inch from case for 10 s) | +230 | $^\circ\text{C}$ |

Note:

1. These ratings are limiting values above which the serviceability of any semiconductor device may be impaired.
Non-recurrent square wave Pulse Width = 8.3 ms, $T_A = 50^\circ\text{C}$

Electrical Characteristics

Values are at $T_A = 25^\circ\text{C}$ unless otherwise noted .

| Device | V_Z (V) @ I_Z (2) | | | Z_Z (Ω) @ I_Z (mA) | | Z_{ZK} (Ω) @ I_{ZK} (mA) | | I_R (μA) @ V_R (V) | | T_C (%/°C) |
|---------|-----------------------|------|-------|---------------------------------|-----|---------------------------------------|------|-------------------------------------|-----|--------------|
| | Min. | Typ. | Max. | | | | | | | |
| 1N5221B | 2.28 | 2.4 | 2.52 | 30 | 20 | 1,200 | 0.25 | 100 | 1.0 | -0.085 |
| 1N5222B | 2.375 | 2.5 | 2.625 | 30 | 20 | 1,250 | 0.25 | 100 | 1.0 | -0.085 |
| 1N5223B | 2.565 | 2.7 | 2.835 | 30 | 20 | 1,300 | 0.25 | 75 | 1.0 | -0.080 |
| 1N5224B | 2.66 | 2.8 | 2.94 | 30 | 20 | 1,400 | 0.25 | 75 | 1.0 | -0.080 |
| 1N5225B | 2.85 | 3 | 3.15 | 29 | 20 | 1,600 | 0.25 | 50 | 1.0 | -0.075 |
| 1N5226B | 3.135 | 3.3 | 3.465 | 28 | 20 | 1,600 | 0.25 | 25 | 1.0 | -0.07 |
| 1N5227B | 3.42 | 3.6 | 3.78 | 24 | 20 | 1,700 | 0.25 | 15 | 1.0 | -0.065 |
| 1N5228B | 3.705 | 3.9 | 4.095 | 23 | 20 | 1,900 | 0.25 | 10 | 1.0 | -0.06 |
| 1N5229B | 4.085 | 4.3 | 4.515 | 22 | 20 | 2,000 | 0.25 | 5.0 | 1.0 | +/-0.055 |
| 1N5230B | 4.465 | 4.7 | 4.935 | 19 | 20 | 1,900 | 0.25 | 2.0 | 1.0 | +/-0.03 |
| 1N5231B | 4.845 | 5.1 | 5.355 | 17 | 20 | 1,600 | 0.25 | 5.0 | 2.0 | +/-0.03 |
| 1N5232B | 5.32 | 5.6 | 5.88 | 11 | 20 | 1,600 | 0.25 | 5.0 | 3.0 | 0.038 |
| 1N5233B | 5.7 | 6 | 6.3 | 7.0 | 20 | 1,600 | 0.25 | 5.0 | 3.5 | 0.038 |
| 1N5234B | 5.89 | 6.2 | 6.51 | 7.0 | 20 | 1,000 | 0.25 | 5.0 | 4.0 | 0.045 |
| 1N5235B | 6.46 | 6.8 | 7.14 | 5.0 | 20 | 750 | 0.25 | 3.0 | 5.0 | 0.05 |
| 1N5236B | 7.125 | 7.5 | 7.875 | 6.0 | 20 | 500 | 0.25 | 3.0 | 6.0 | 0.058 |
| 1N5237B | 7.79 | 8.2 | 8.61 | 8.0 | 20 | 500 | 0.25 | 3.0 | 6.5 | 0.062 |
| 1N5238B | 8.265 | 8.7 | 9.135 | 8.0 | 20 | 600 | 0.25 | 3.0 | 6.5 | 0.065 |
| 1N5239B | 8.645 | 9.1 | 9.555 | 10 | 20 | 600 | 0.25 | 3.0 | 7.0 | 0.068 |
| 1N5240B | 9.5 | 10 | 10.5 | 17 | 20 | 600 | 0.25 | 3.0 | 8.0 | 0.075 |
| 1N5241B | 10.45 | 11 | 11.55 | 22 | 20 | 600 | 0.25 | 2.0 | 8.4 | 0.076 |
| 1N5242B | 11.4 | 12 | 12.6 | 30 | 20 | 600 | 0.25 | 1.0 | 9.1 | 0.077 |
| 1N5243B | 12.35 | 13 | 13.65 | 13 | 9.5 | 600 | 0.25 | 0.5 | 9.9 | 0.079 |
| 1N5244B | 13.3 | 14 | 14.7 | 15 | 9.0 | 600 | 0.25 | 0.1 | 10 | 0.080 |
| 1N5245B | 14.25 | 15 | 15.75 | 16 | 8.5 | 600 | 0.25 | 0.1 | 11 | 0.082 |
| 1N5246B | 15.2 | 16 | 16.8 | 17 | 7.8 | 600 | 0.25 | 0.1 | 12 | 0.083 |
| 1N5247B | 16.15 | 17 | 17.85 | 19 | 7.4 | 600 | 0.25 | 0.1 | 13 | 0.084 |
| 1N5248B | 17.1 | 18 | 18.9 | 21 | 7.0 | 600 | 0.25 | 0.1 | 14 | 0.085 |
| 1N5249B | 18.05 | 19 | 19.95 | 23 | 6.6 | 600 | 0.25 | 0.1 | 14 | 0.085 |
| 1N5250B | 19 | 20 | 21 | 25 | 6.2 | 600 | 0.25 | 0.1 | 15 | 0.086 |
| 1N5251B | 20.9 | 22 | 23.1 | 29 | 5.6 | 600 | 0.25 | 0.1 | 17 | 0.087 |
| 1N5252B | 22.8 | 24 | 25.2 | 33 | 5.2 | 600 | 0.25 | 0.1 | 18 | 0.088 |
| 1N5253B | 23.75 | 25 | 26.25 | 35 | 5.0 | 600 | 0.25 | 0.1 | 19 | 0.088 |
| 1N5254B | 25.65 | 27 | 28.35 | 41 | 4.6 | 600 | 0.25 | 0.1 | 21 | 0.089 |
| 1N5255B | 26.6 | 28 | 29.4 | 44 | 4.5 | 600 | 0.25 | 0.1 | 21 | 0.090 |
| 1N5256B | 28.5 | 30 | 31.5 | 49 | 4.2 | 600 | 0.25 | 0.1 | 23 | 0.09 |
| 1N5257B | 31.35 | 33 | 34.65 | 58 | 3.8 | 700 | 0.25 | 0.1 | 25 | 0.092 |
| 1N5258B | 34.2 | 36 | 37.8 | 70 | 3.4 | 700 | 0.25 | 0.1 | 27 | 0.093 |
| 1N5259B | 37.05 | 39 | 40.95 | 80 | 3.2 | 800 | 0.25 | 0.1 | 30 | 0.094 |
| 1N5260B | 40.85 | 43 | 45.15 | 93 | 3.0 | 900 | 0.25 | 0.1 | 33 | 0.095 |
| 1N5261B | 44.65 | 47 | 49.35 | 105 | 2.7 | 1000 | 0.25 | 0.1 | 36 | 0.095 |
| 1N5262B | 48.45 | 51 | 53.55 | 125 | 2.5 | 1100 | 0.25 | 0.1 | 39 | 0.096 |
| 1N5263B | 53.2 | 56 | 58.8 | 150 | 2.2 | 1300 | 0.25 | 0.1 | 43 | 0.096 |

V_F Forward Voltage = 1.2V Max. @ $I_F = 200\text{mA}$

Note:

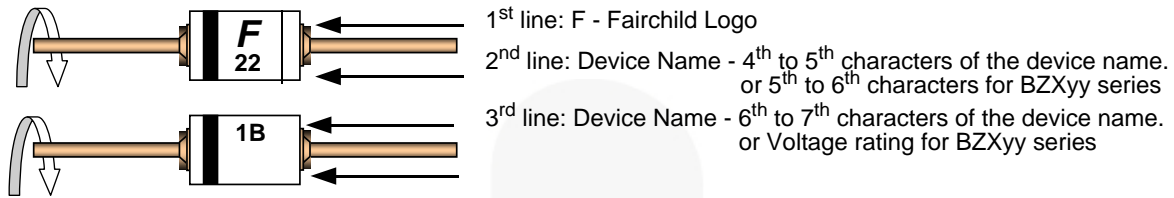
2. Zener Voltage (V_Z)

The zener voltage is measured with the device junction in the thermal equilibrium at the lead temperature (T_L) at $30^\circ\text{C} \pm 1^\circ\text{C}$ and 3/8" lead length.

Top Mark Information

| Device | Line 1 | Line 2 | Line 3 |
|---------|--------|--------|--------|
| 1N5221B | LOGO | 22 | 1B |
| 1N5222B | LOGO | 22 | 2B |
| 1N5223B | LOGO | 22 | 3B |
| 1N5224B | LOGO | 22 | 4B |
| 1N5225B | LOGO | 22 | 5B |
| 1N5226B | LOGO | 22 | 6B |
| 1N5227B | LOGO | 22 | 7B |
| 1N5228B | LOGO | 22 | 8B |
| 1N5229B | LOGO | 22 | 9B |
| 1N5230B | LOGO | 23 | 0B |
| 1N5231B | LOGO | 23 | 1B |
| 1N5232B | LOGO | 23 | 2B |
| 1N5233B | LOGO | 23 | 3B |
| 1N5234B | LOGO | 23 | 4B |
| 1N5235B | LOGO | 23 | 5B |
| 1N5236B | LOGO | 23 | 6B |
| 1N5237B | LOGO | 23 | 7B |
| 1N5238B | LOGO | 23 | 8B |
| 1N5239B | LOGO | 23 | 9B |
| 1N5240B | LOGO | 24 | 0B |
| 1N5241B | LOGO | 24 | 1B |
| 1N5242B | LOGO | 24 | 2B |
| 1N5243B | LOGO | 24 | 3B |
| 1N5244B | LOGO | 24 | 4B |
| 1N5245B | LOGO | 24 | 5B |
| 1N5246B | LOGO | 24 | 6B |
| 1N5247B | LOGO | 24 | 7B |
| 1N5248B | LOGO | 24 | 8B |
| 1N5249B | LOGO | 24 | 9B |
| 1N5250B | LOGO | 25 | 0B |
| 1N5251B | LOGO | 25 | 1B |
| 1N5252B | LOGO | 25 | 2B |
| 1N5253B | LOGO | 25 | 3B |
| 1N5254B | LOGO | 25 | 4B |
| 1N5255B | LOGO | 25 | 5B |
| 1N5256B | LOGO | 25 | 6B |
| 1N5257B | LOGO | 25 | 7B |
| 1N5258B | LOGO | 25 | 8B |
| 1N5259B | LOGO | 25 | 9B |
| 1N5260B | LOGO | 26 | 0B |
| 1N5261B | LOGO | 26 | 1B |
| 1N5262B | LOGO | 26 | 2B |
| 1N5263B | LOGO | 26 | 3B |

Top Mark Information (Continued)

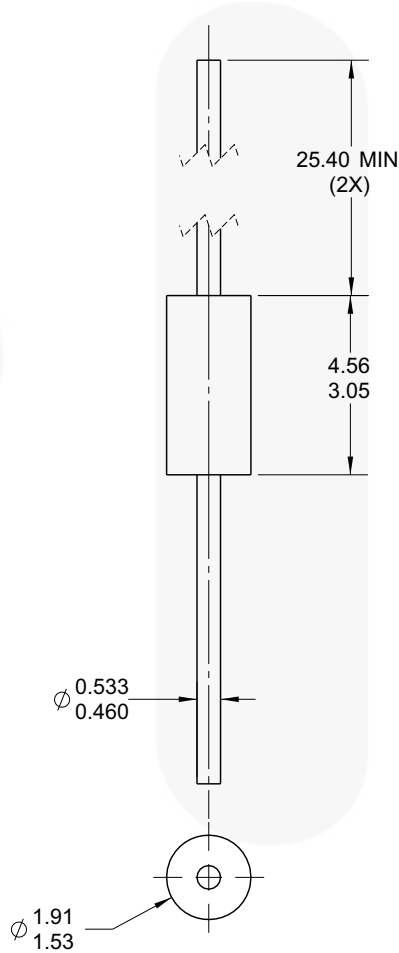


General Requirements:

- 1.0 Cathode Band
- 2.0 First Line: F - Fairchild Logo
- 3.0 Second Line: Device name - For 1Nxx series: 4th to 5th characters of the device name.
 For BZxx series: 5th to 6th characters of the device name.
- 4.0 Third Line: Device name - For 1Nxx series: 6th to 7th characters of the device name.
 For BZXyy series: Voltage rating
- 5.0 Devices shall be marked as required in the device specification (PID or FSC Test Spec).
- 6.0 Maximum no. of marking lines: 3
- 7.0 Maximum no. of digits per line: 2
- 8.0 FSC logo must be 20 % taller than the alphanumeric marking and should occupy the 2 characters of the specified line.
- 9.0 Marking Font: Arial (Except FSC Logo)
- 10.0 First character of each marking line must be aligned vertically.
- 11.0 All device markings must be based on Fairchild device specification.

Physical Dimensions

DO-35



NOTES: UNLESS OTHERWISE SPECIFIED

- A) PACKAGE STANDARD REFERENCE:
JEDEC DO-204, VARIATION AH.
- B) HERMETICALLY SEALED GLASS PACKAGE.
- C) PACKAGE WEIGHT IS 0.137 GRAM.
- D) ALL DIMENSIONS ARE IN MILLIMETERS.
- E) DRAWING FILE NAME: DO35AREV02

Figure 1. AXIAL LEADED; GLASS; JEDEC DO204; VARIATION AH (ACTIVE)

Package drawings are provided as a service to customers considering Fairchild components. Drawings may change in any manner without notice. Please note the revision and/or date on the drawing and contact a Fairchild Semiconductor representative to verify or obtain the most recent revision. Package specifications do not expand the terms of Fairchild's worldwide terms and conditions, specifically the warranty therein, which covers Fairchild products.






Always visit Fairchild Semiconductor's online packaging area for the most recent package drawings:
<http://www.fairchildsemi.com/dwg/DO/DO35A.pdf>

For current tape and reel specifications, visit Fairchild Semiconductor's online packaging area:
http://www.fairchildsemi.com/packing_dwg/PKG-DO35A_TC.pdf



TRADEMARKS

The following includes registered and unregistered trademarks and service marks, owned by Fairchild Semiconductor and/or its global subsidiaries, and is not intended to be an exhaustive list of all such trademarks.

- | | | | |
|---|--|---|---|
| 2Cool™ | FPS™ |  | Sync-Lock™ |
| AccuPower™ | F-PFS™ | PowerTrench® |  |
| AX-CAP®* | FRFET® | PowerXS™ | TinyBoost™ |
| BitSiC™ | Global Power Resource SM | Programmable Active Droop™ | TinyBuck™ |
| Build it Now™ | GreenBridge™ | QFET® | TinyCalc™ |
| CorePLUS™ | Green FPS™ | QS™ | TinyLogic® |
| CorePOWER™ | Green FPS™ e-Series™ | Quiet Series™ | TINYOPTO™ |
| CROSSVOLT™ | Gmax™ | RapidConfigure™ | TinyPower™ |
| CTL™ | GTO™ |  | TinyPWM™ |
| Current Transfer Logic™ | IntelliMAX™ | Saving our world, 1mW/W/kW at a time™ | TinyWire™ |
| DEUXPEED® | ISOPLANAR™ | SignalWise™ | TranSiC™ |
| Dual Cool™ | Making Small Speakers Sound Louder and Better™ | SmartMax™ | TriFault Detect™ |
| EcoSPARK® | MegaBuck™ | SMART START™ | TRUECURRENT®* |
| EfficientMax™ | MICROCOUPLER™ | Solutions for Your Success™ | μSerDes™ |
| ESBC™ | MicroFET™ | SPM® |  |
|  | MicroPak™ | STEALTH™ | UHC® |
| Fairchild® | MicroPak2™ | SuperFET® | Ultra FRFET™ |
| Fairchild Semiconductor® | MillerDrive™ | SuperSOT™-3 | UniFET™ |
| FACT Quiet Series™ | MotionMax™ | SuperSOT™-6 | VCX™ |
| FACT® | mWSaver™ | SuperSOT™-8 | VisualMax™ |
| FAST® | OptoHiT™ | SupreMOS® | VoltagePlus™ |
| FastvCore™ | OPTOLOGIC® | SyncFET™ | XS™ |
| FETBench™ | OPTOPLANAR® | | |

* Trademarks of System General Corporation, used under license by Fairchild Semiconductor.

DISCLAIMER

FAIRCHILD SEMICONDUCTOR RESERVES THE RIGHT TO MAKE CHANGES WITHOUT FURTHER NOTICE TO ANY PRODUCTS HEREIN TO IMPROVE RELIABILITY, FUNCTION, OR DESIGN. FAIRCHILD DOES NOT ASSUME ANY LIABILITY ARISING OUT OF THE APPLICATION OR USE OF ANY PRODUCT OR CIRCUIT DESCRIBED HEREIN; NEITHER DOES IT CONVEY ANY LICENSE UNDER ITS PATENT RIGHTS, NOR THE RIGHTS OF OTHERS. THESE SPECIFICATIONS DO NOT EXPAND THE TERMS OF FAIRCHILD'S WORLDWIDE TERMS AND CONDITIONS, SPECIFICALLY THE WARRANTY THEREIN, WHICH COVERS THESE PRODUCTS.

LIFE SUPPORT POLICY

FAIRCHILD'S PRODUCTS ARE NOT AUTHORIZED FOR USE AS CRITICAL COMPONENTS IN LIFE SUPPORT DEVICES OR SYSTEMS WITHOUT THE EXPRESS WRITTEN APPROVAL OF FAIRCHILD SEMICONDUCTOR CORPORATION.

As used herein:

1. Life support devices or systems are devices or systems which, (a) are intended for surgical implant into the body or (b) support or sustain life, and (c) whose failure to perform when properly used in accordance with instructions for use provided in the labeling, can be reasonably expected to result in a significant injury of the user.
2. A critical component in any component of a life support, device, or system whose failure to perform can be reasonably expected to cause the failure of the life support device or system, or to affect its safety or effectiveness.

ANTI-COUNTERFEITING POLICY

Fairchild Semiconductor Corporation's Anti-Counterfeiting Policy. Fairchild's Anti-Counterfeiting Policy is also stated on our external website, www.fairchildsemi.com, under Sales Support.

Counterfeiting of semiconductor parts is a growing problem in the industry. All manufacturers of semiconductor products are experiencing counterfeiting of their parts. Customers who inadvertently purchase counterfeit parts experience many problems such as loss of brand reputation, substandard performance, failed applications, and increased cost of production and manufacturing delays. Fairchild is taking strong measures to protect ourselves and our customers from the proliferation of counterfeit parts. Fairchild strongly encourages customers to purchase Fairchild parts either directly from Fairchild or from Authorized Fairchild Distributors who are listed by country on our web page cited above. Products customers buy either from Fairchild directly or from Authorized Fairchild Distributors are genuine parts, have full traceability, meet Fairchild's quality standards for handling and storage and provide access to Fairchild's full range of up-to-date technical and product information. Fairchild and our Authorized Distributors will stand behind all warranties and will appropriately address any warranty issues that may arise. Fairchild will not provide any warranty coverage or other assistance for parts bought from Unauthorized Sources. Fairchild is committed to combat this global problem and encourage our customers to do their part in stopping this practice by buying direct or from authorized distributors.

PRODUCT STATUS DEFINITIONS

Definition of Terms

| Datasheet Identification | Product Status | Definition |
|--------------------------|-----------------------|---|
| Advance Information | Formative / In Design | Datasheet contains the design specifications for product development. Specifications may change in any manner without notice. |
| Preliminary | First Production | Datasheet contains preliminary data; supplementary data will be published at a later date. Fairchild Semiconductor reserves the right to make changes at any time without notice to improve design. |
| No Identification Needed | Full Production | Datasheet contains final specifications. Fairchild Semiconductor reserves the right to make changes at any time without notice to improve the design. |
| Obsolete | Not In Production | Datasheet contains specifications on a product that is discontinued by Fairchild Semiconductor. The datasheet is for reference information only. |

Mouser Electronics

Authorized Distributor

Click to View Pricing, Inventory, Delivery & Lifecycle Information:

[Fairchild Semiconductor:](#)

[1N5237BTR](#) [1N5237B](#)