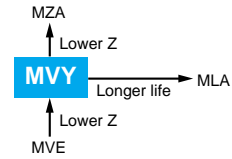


Alchip™-MVY Series

- Endurance : 1,000 to 5,000 hours at 105°C
- Low impedance
- For digital equipment, especially DC-DC converters
- Solvent resistant type except 80 & 100V_{dc} (see PRECAUTIONS AND GUIDELINES)
- RoHS Compliant



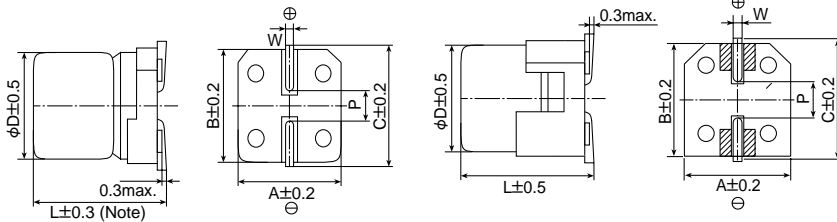
◆SPECIFICATIONS

Items	Characteristics	
Category Temperature Range	-55 to +105°C (6.3 to 63V _{dc}) -40 to +105°C (80 & 100V _{dc})	
Rated Voltage Range	6.3 to 100V _{dc}	
Capacitance Tolerance	±20% (M) (at 20°C, 120Hz)	
Leakage Current	I=0.01CV or 3μA, whichever is greater. Where, I : Max. leakage current (μA), C : Nominal capacitance (μF), V : Rated voltage (V) (at 20°C after 2 minutes)	
Dissipation Factor (tanδ)	Rated voltage (V _{dc})	6.3V 10V 16V 25V 35V 50V 63V 80V 100V
	tanδ (Max.)	D55 to F80 0.24 0.20 0.16 0.14 0.12 0.12 — — —
		HA0 & JA0 0.28 0.24 0.20 0.16 0.14 0.12 — — —
Low Temperature Characteristics (Max. Impedance Ratio)	Rated voltage (V _{dc})	6.3V 10V 16V 25V 35V 50V 63V 80V 100V
	Z(-40°C)/Z(+20°C)	D55 to JA0 3 2 2 2 2 2 — — —
		KE0 to MN0 10 8 6 4 3 3 3 3 3
Endurance	The following specifications shall be satisfied when the capacitors are restored to 20°C after the rated voltage is applied for specified time at 105°C.	
	Time	D55 to F80 : 1,000 hours HA0 & JA0 : 2,000 hours KE0 to MN0 : 5,000 hours
	Rated voltage	6.3V _{dc} (D55 to JA0) 6.3 to 100V _{dc}
	Capacitance change	≤±30% of the initial value ≤±20% of the initial value
	D.F. (tanδ)	≤300% of the initial specified value ≤200% of the initial specified value
	Leakage current	≤The initial specified value ≤The initial specified value
Shelf Life	The following specifications shall be satisfied when the capacitors are restored to 20°C after exposing them for 1,000 hours at 105°C without voltage applied. Before the measurement, the capacitor shall be preconditioned by applying voltage according to Item 4.1 of JIS C 5101-4.	
	Rated voltage	6.3V _{dc} (D55 to JA0) 6.3 to 100V _{dc}
	Capacitance change	≤±30% of the initial value ≤±20% of the initial value
	D.F. (tanδ)	≤300% of the initial specified value ≤200% of the initial specified value
	Leakage current	≤The initial specified value ≤The initial specified value

◆DIMENSIONS [mm]

- Terminal Code : A
- Size code : D55 to MN0

- Terminal Code : G
- Size code : LH0 to MN0

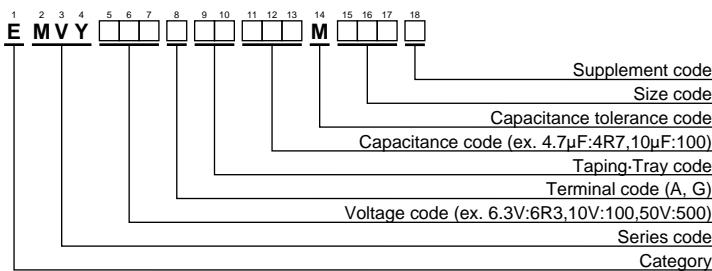


Note : L±0.5 for HA0 to MN0

▨ : Dummy terminals

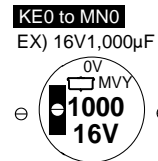
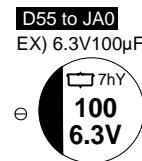
Size code	φD	L	A	B	C	W	P
D55	4	5.2	4.3	4.3	5.1	0.5 to 0.8	1.0
E55	5	5.2	5.3	5.3	5.9	0.5 to 0.8	1.4
F55	6.3	5.2	6.6	6.6	7.2	0.5 to 0.8	1.9
F61	6.3	5.8	6.6	6.6	7.2	0.5 to 0.8	1.9
F80	6.3	7.7	6.6	6.6	7.2	0.5 to 0.8	1.9
HA0	8	10.0	8.3	8.3	9.0	0.7 to 1.1	3.1
JA0	10	10.0	10.3	10.3	11.0	0.7 to 1.1	4.5
KE0	12.5	13.5	13.0	13.0	13.7	1.0 to 1.3	4.2
KG5	12.5	16.0	13.0	13.0	13.7	1.0 to 1.3	4.2
LH0	16	16.5	17.0	17.0	18.0	1.0 to 1.3	6.5
LN0	16	21.5	17.0	17.0	18.0	1.0 to 1.3	6.5
MH0	18	16.5	19.0	19.0	20.0	1.0 to 1.3	6.5
MN0	18	21.5	19.0	19.0	20.0	1.0 to 1.3	6.5

◆PART NUMBERING SYSTEM



Please refer to "Product code guide (surface mount type)"

◆MARKING





Alchip™-MVY Series

STANDARD RATINGS

□ is not solvent resistant (80/100Vdc).

Table with columns: WV (Vdc), Cap (µF), Size code, Impedance (Ωmax/20°C, 100kHz), Rated ripple current (mA rms/105°C, 100kHz), Part No. The table is organized into multiple sections based on WV (6.3, 10, 16, 25) and Cap values, with sub-sections for different size codes and terminal configurations.

□ : Enter the appropriate terminal code.

Mouser Electronics

Authorized Distributor

Click to View Pricing, Inventory, Delivery & Lifecycle Information:

[United Chemi-Con \(UCC\):](#)

[MVY25VC33RMF55TP](#) [MVY35VC47RMF55TP](#) [MVY35VC68RMF80TP](#) [MVY10VC471MH10TP](#)
[MVY100VC101MK14TP](#) [MVY100VD331MM22TR](#) [MVY16VC101MF55TP](#) [MVY16VC471M8X10TP](#)
[MVY25VC101MF80TP](#) [MVY25VC471M10X10TP](#) [MVY25VC47RMF55TP](#) [MVY35VC101MH10TP](#)
[MVY35VC221M10X10TP](#) [MVY35VC331MJ10TP](#) [MVY50VC221MJ10TP](#) [MVY50VC331MK14TP](#)
[MVY50VD102MM22TR](#) [MVY6.3VC22RMD55TP](#) [MVY6.3VC47RME55TP](#) [MVY10VC102M10X10TP](#)
[MVY16VC101MH63TP](#) [MVY6.3VC152M10X10TP](#) [MVY16VC47RMF55TP](#) [EMVY500ADA470MF80G](#)
[EMVY160GDA102MLH0S](#) [EMVY500ADA101MHA0G](#) [EMVY101ARA101MKE0S](#) [EMVY630ARA101MKE0S](#)
[EMVY160ARA102MKE0S](#) [EMVY350ADA101MHA0G](#) [EMVY350ARA471MKE0S](#) [EMVY100ADA101MF55G](#)
[EMVY350ADA100ME55G](#) [EMVY350GDA471MLH0S](#) [EMVY6R3ARA332MKG5S](#) [EMVY100ADA471MHA0G](#)
[EMVY101ARA470MKE0S](#) [EMVY101BTR331MMM5G](#) [EMVY160ADA101MF55G](#) [EMVY160ADA101MH60G](#)
[EMVY160ADA221MF80G](#) [EMVY160ADA471MHA0G](#) [EMVY250AD330MF55G](#) [EMVY250ADA101MF80G](#)
[EMVY250ADA330MF55G](#) [EMVY250ADA470MF55G](#) [EMVY250ADA471MJA0G](#) [EMVY350ADA220MF55G](#)
[EMVY350ADA221MHA0G](#) [EMVY350ADA331MJA0G](#) [EMVY350ADA470MF55G](#) [EMVY350ADA4R7MD55G](#)
[EMVY350ADA680MF80G](#) [EMVY500ADA221MJA0G](#) [EMVY500ADA4R7ME55G](#) [EMVY500ARA331MKD5G](#)
[EMVY500BTR102MMM5G](#) [EMVY500BTR471MMH0S](#) [EMVY630ARA101MKD5G](#) [EMVY6R3ADA152MJA0G](#)
[EMVY6R3ADA220MD55G](#) [EMVY6R3ADA470ME55G](#) [EMVY101GTR221MLN0S](#) [EMVY500ADA330MF80G](#)
[EMVY500ADA2R2MD55G](#) [EMVY100ADA102MJA0G](#) [EMVY500ARA331MKE0S](#) [EMVY250ADA331MHA0G](#)
[EMVY101GDA331MMN0S](#) [EMVY250GDA332MMN0S](#) [EMVY250GDA102MMH0S](#) [EMVY100GDA472MLN0S](#)
[EMVY160ADA101MH63G](#) [EMVY101GDA101MLH0S](#) [EMVY160ADA681MJA0G](#) [EMVY160ADA331MHA0G](#)
[EMVY160ADA220ME55G](#) [EMVY350GDA102MMH0S](#) [EMVY630GDA331MLH0S](#) [EMVY6R3ADA101MF55G](#)
[EMVY6R3ADA471MHA0G](#) [EMVY6R3GDA472MLN0S](#) [EMVY100ADA220ME55G](#) [EMVY500ADA1R0MD55G](#)
[EMVY101GDA221MMH0S](#) [EMVY101ARA680MKE0S](#) [EMVY350ADA102MLH0S](#) [EMVY100GDA682MMN0S](#)
[EMVY630GDA221MLH0S](#) [EMVY250ADA221MHA0G](#) [EMVY6R3ADA102MHA0G](#) [EMVY250ADA100ME55G](#)
[EMVY100ADA330ME55G](#) [EMVY500ADA3R3MD55G](#) [EMVY6R3ADA330ME55G](#) [EMVY160GDA472MMN0S](#)
[EMVY101GDA221MLN0S](#) [EMVY500GDA102MMN0S](#) [EMVY500ADA680MHA0G](#) [EMVY6R3ADA221MF55G](#)